


HOT DIP GALVANIZED INSIDE & OUT TUBING — .065 WALL

Size O.D.	Item It	Gauge	Wt./Ft. Approx.	PCS/Lift	Cut	Price Per Foot Less Lift	Lift
1 3/8" PE	WF4101	16	.87	91	2.04	1.86	1.62
1 3/8" Swedge	WF4101	16	.87	91			
1 5/8" PE	WF4101	16	1.11	61	2.41	2.41	2.10
1 5/8" Swedge	WF4101	16	1.11	61			
1 7/8"	WF4101	16	1.27	61	2.97	2.69	2.35
2 3/8"	WF4101	16	1.60	37	3.74	3.39	2.95

SUFFIXES FOR LENGTHS: 21 FOOT (-252) 24 FOOT (-288)

HOT DIP GALVANIZED TUBING POSTS INSIDE & OUT

Size	Item #	PCS/Lift	Wt./Lift	Less Lift	Lift
1 3/8" x 10 1/2'	WF4101	91	831	20.13	17.51
1 5/8" x 5'	WF4102	61	338	12.66	10.99
x 5 1/2'	WF4103	61	372	13.93	12.11
x 6'	WF4104	61	406	15.16	13.17
x 6 1/2'	WF4105	61	440	17.71	15.40
x 7'	WF4106	61	473	17.71	15.40
x 7 1/2'	WF4107	61	507	20.22	17.58
x 8'	WF4108	61	541	20.22	17.58
1 7/8" x 5'	WF4109	61	388	14.48	12.57
x 5 1/2'	WF4110	61	427	15.98	13.83
x 6'	WF4111	61	466	17.29	15.04
x 6 1/2'	WF4112	61	504	20.14	17.53
x 7'	WF4113	61	544	20.15	17.53
x 7 1/2'	WF4114	61	582	22.99	19.98
x 8'	WF4115	61	621	22.99	19.98
2 3/8" x 5'	WF4116	37	296	18.00	15.65
x 5 1/2'	WF4117	37	326	19.70	17.72
x 6'	WF4118	37	356	21.29	18.51
x 6 1/2'	WF4119	37	385	24.85	21.60
x 7'	WF4120	37	415	24.85	21.60
x 7 1/2'	WF4121	37	444	31.96	27.79
x 8'	WF4122	37	474	31.96	27.79

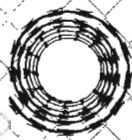


STRUCTURAL PIPE — LIGHT WALL

Size O.D.	Item It	Wall	Wt./Ft.	PCS/Lift	Cut	Price Per Foot	
						Less Lift	Lift
1 5/8"	WF4201	0.104	1.73	61	3.64	3.30	2.87
1 7/8"	WF4201	0.116	2.20	61	4.73	4.13	3.58
2 3/8"	WF4201	0.116	2.78	37	5.78	5.25	4.56
2 7/8"	WF4201	0.128	3.90	19	7.83	7.11	6.17

STRUCTURAL POSTS

Size	Item #	Less Lift	Lift	Size	Item #	Less Lift	Lift
1 5/8" x 5'	WF4201	16.56	14.40	2 3/8" x 5'	18400-060	26.60	23.14
x 5 1/2'	WF4202	18.20	15.82	x 5 1/2'	18400-066	29.26	25.45
x 6'	WF4203	20.77	18.10	x 6'	18400-072	32.07	27.90
x 6 1/2'	WF4204	24.29	21.12	x 6 1/2'	18400-078	37.44	32.55
x 7'	WF4205	24.29	21.12	x 7'	18400-084	37.44	32.55
x 7 1/2'	WF4206	27.77	24.15	x 7 1/2'	18400-090	42.77	37.18
x 8'	WF4207	27.77	24.15	x 8'	18400-096	42.77	37.18
x 9'	WF4208	36.45	31.69	x 9'	18400-108	49.76	43.26
x 10'	WF4209	36.45	31.69	x 10'	18400-120	56.04	20.88
1 7/8" x 5'	WF4210	21.29	18.52	2 7/8" x 5'	18500-060	36.20	31.48
x 5 1/2'	WF4211	23.39	20.35	x 5 1/2'	18500-066	39.83	38.83
x 6'	WF4212	25.60	22.26	x 6'	18500-072	43.30	37.64
x 6 1/2'	WF4213	29.89	25.98	x 6 1/2'	18500-078	50.13	43.59
x 7'	WF4214	29.89	25.98	x 7'	18500-084	51.25	44.57
x 7 1/2'	WF4215	34.28	29.69	x 7 1/2'	18500-090	56.47	50.19
x 8'	WF4216	34.28	29.69	x 8'	18500-096	57.69	50.19
x 9'	WF4217	38.44	33.43	x 9'	18500-108	67.20	58.43
x 10'	WF4218	44.81	38.97	x 10'	18500-120	75.75	66.69



STANDARD WEIGHT PIPE

O.D.	Item #	Wt./Ft.	PCS/Lift	Cut	Less Lift	Lift
1 5/8"	WF4301	2.27	42	4.42	4.03	3.50
1 7/8"	WF4302	2.72	36	5.25	4.77	4.14
2 3/8"	WF4303	3.65	26	7.04	6.38	5.54
2 7/8"	WF4304	5.79	18	11.07	10.06	7.57
3 1/2"	WF4305	7.58	14	13.87	12.61	10.97
4"	WF4306	9.11	11	17.16	15.62	13.58
4 1/2"	WF4307	10.79	10	21.42	19.47	16.24
6 5/8"	WF4308	18.97	6	38.19	34.72	30.19
8 5/8"	WF4309	28.55	3	63.36	57.61	50.10

STANDARD WEIGHT POSTS

Size	Item #	Less Lift	Lift	Size	Item #	Less Lift	Lift
1 5/8" x 5'	WF4320	21.46	18.66	2 7/8" x 7'	WF4351	77.60	67.48
x 5 1/2'	WF4321	23.60	20.52	x 8'	WF4352	88.73	77.15
x 6'	WF4322	25.73	22.38	x 9'	WF4353	99.82	86.80
x 6 1/2'	WF4323	27.90	25.22	x 10'	WF4354	116.42	101.23
x 7'	WF4324	30.03	26.11	x 11'	WF4355	133.08	115.72
x 7 1/2'	WF4325	32.06	27.98	x 12'	WF4356	133.08	115.72
x 8'	WF4326	34.31	29.83	x 13'	WF4357	141.89	123.38
x 9'	WF4327	38.61	33.57	x 14'	WF4358	152.79	132.86
x 10'	WF4328	42.91	37.31	x 15'	WF4359	163.71	142.36
1 7/8" x 5'	WF4330	24.09	20.94	3 1/2" x 7'	WF4360	109.69	95.60
x 5 1/2'	WF4331	26.47	23.03	x 8'	WF4361	125.63	109.25
x 6'	WF4333	31.68	27.55	x 9'	WF4362	141.37	122.92
x 6 1/2'	WF4334	33.39	29.03	x 10'	WF4363	157.06	136.58
x 7'	WF4335	36.89	32.07	x 11'	WF4364	172.76	150.23
x 7 1/2'	WF4336	36.89	32.07	x 12'	WF4365	188.49	163.85
x 8'	WF4337	42.22	36.72	x 13'	WF4366	204.19	177.54
x 9'	WF4338	47.53	41.34	x 14'	WF4367	219.88	191.21
x 10'	WF4339	55.44	48.21	x 15'	WF4368	235.74	204.87
2 3/8" x 5'	WF4340	32.03	27.84	4" x 7'	WF4370	122.23	106.28
x 5 1/2'	WF4341	35.22	30.63	x 8'	WF4370	139.83	121.47
x 6'	WF4342	48.86	42.49	x 9'	WF4372	157.19	136.68
x 6 1/2'	WF4343	49.28	42.85	x 10'	WF4373	174.63	151.84
x 7'	WF4344	49.28	42.85	x 11'	WF4374	192.13	167.04
x 7 1/2'	WF4345	56.32	48.97	x 12'	WF4375	209.58	182.01
x 8'	WF4346	56.32	48.97	x 13'	WF4376	226.94	197.41
x 8 1/2'	WF4347	63.36	55.10	x 14'	WF4377	244.56	212.60
x 9'	WF4348	63.36	55.10	x 15'	WF4378	261.96	227.17
x 10'	WF4349	73.90	64.26				
x 10 1/2'	WF4350	73.90	64.26				

3275 E. Florence · Huntington Park, CA 90255 · 1.800.897.8208 · Fax 323.582.2016

visit our website at: www.westernfence.com



**STUDED TEE POST — WITH ANCHOR PLATE
LIGHT WEIGHT, PAINTED**

Length	Item #	Wt/Post	Pcs./Lift	Less Lift	Lift
5'	WF4401	4.90 lbs	200		
5 1/2'	WF4402	5.39 lbs	200		
6'	WF4403	5.88 lbs	200		
6 1/2'	WF4404	6.37 lbs	200		
7'	WF4405	6.86 lbs	200		
8'	WF4406	7.84 lbs	200		

**STUDED TEE POST - WITH ANCHOR PLATE
HEAVYWEIGHT 1.33 LBS PER FOOT, PAINTED**

DOES NOT MEET ASTM A702

5'	WF4407	7.13 lbs	200		
5 1/2'	WF4408	7.80 lbs	200		
6'	WF4409	8.64 lbs	200		
6 1/2'	WF4410	9.13 lbs	200		
7'	WF4411	9.79 lbs	200		
8'	WF4412	11.12 lbs	200		

**STUDED TEE POST - WITH ANCHOR PLATE
HEAVYWEIGHT 1.33 LBS PER FOOT, PAINTED**

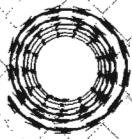
MEETS ASTM A702 & CALTRANS

5'	WF4413	7.32 lbs	200		
5 1/2'	WF4414	7.99 lbs	200		
6'	WF4415	8.65 lbs	200		
6 1/2'	WF4416	9.32 lbs	200		
7'	WF4417	9.98 lbs	200		
8'	WF4418	11.31 lbs	200		
10'	WF4419	13.78 lbs	200		

**HOT DIPPED GALVANIZED TEE POSTS
1.33 lbs. per foot, galvanized**

MEETS ASTM A702 & CALTRANS

7'	WF4401	10.5 lbs	200		
T-Post Clips	WF4401	NA	NA	NA	



ROLL FORMED "C" SECTION FENCE FRAMEWORK

Description	Item #	Wall	Wt./Ft.	PCS/Lift	Cut	UNIT PRICE	
						Less Lift	Lift

CALTRANS C LINE POST

(Includes "J" notch - no loop cap needed if top tension wire is used)

1.875" x 1.625"
1 oz zinc on each side

8' 8" Post	WF4501	.105"	1.85 lbs.	50
------------	--------	-------	-----------	----

STANDARD C

1.875w x 1.625'
2 oz zinc on each side

26' Length	WF4502	.121"	2.28 lbs.	50
10' 8" Post	WF4503	.121"	2.28 lbs.	50
9' 8" Post	WF4504	.121"	2.28 lbs.	50
8' 8" Post	WF4505	.121"	2.28 lbs.	50
7' Post	WF4506	.121"	2.28 lbs.	50

HEAVY C

2.25" x 1.70"
2 oz zinc on each side

26' Length	WF4507	.121"	2.64 lbs.	50
10' 8" Post	WF4508	.121"	2.64 lbs.	50
9' 8" Post	WF4509	.121"	2.64 lbs.	50
8' 8" Post	WF4510	.121"	2.64 lbs.	50

C - RAIL

1.625" x 1.25"
2 oz zinc on each side

20' Length	WF4511	.080"	1.35 lbs.	50
------------	--------	-------	-----------	----



DOMESTIC 20 FENCE PIPE

Description	Item #	Wt./Ft.	PCS/Lift	Cut	UNIT PRICE	
					Less Lift	Lift
1 3/8"	WF4601	1.056	91			
1 5/8"	WF4602	1.431	61			
1 7/8"	WF4603	1.741	61			
2 3/8"	WF4604	2.315	37			
2 7/8"	WF4605	3.251	30			

DOMESTIC 20 FENCE POSTS

Size	Item #	Less Lift	Lift	Size	Item #	Less Lift	Lift
1 5/8" x 5'	WF4601			2 3/8" x 5'	WF4620		
x 5 1/2'	WF4602			x 5 1/2'	WF4621		
x 6'	WF4603			x 6'	WF4622		
x 6 1/2'	WF4604			x 6 1/2'	WF4623		
x 7'	WF4605			x 7'	WF4624		
x 7 1/2'	WF4606			x 7 1/2'	WF4625		
x 8'	WF4607			x 8'	WF4626		
x 9'	WF4608			x 9'	WF4627		
x 10'	WF4609			x 10'	WF4628		
1 7/8" x 5'	WF4610			2 7/8" x 5'	WF4630		
x 5 1/2'	WF4611			x 5 1/2'	WF4631		
x 6'	WF4612			x 6'	WF4632		
x 6 1/2'	WF4613			x 6 1/2'	WF4633		
x 7'	WF4614			x 7'	WF4634		
x 7 1/2'	WF4615			x 7 1/2'	WF4635		
x 8'	WF4616			x 8'	WF4636		
x 9'	WF4617			x 9'	WF4637		
x 10'	WF4618			x 10'	WF4638		



DOMESTIC 40 FENCE PIPE

Description	Item #	Wt./Ft.	PCS/Lift	Cut	UNIT PRICE	
					Less Lift	Lift
1 3/8"	WF4701	1.345	91			
1 5/8"	WF4702	1.836	61			
1 7/8"	WF4703	2.281	61			
2 3/8"	WF4704	3.117	37			
2 7/8"	WF4705	4.64	30			
3 1/2"	WF4706	5.707	19			
4"	WF4707	6.54	19			

DOMESTIC 40 FENCE POSTS

Size	Item #	Less Lift	Lift	Size	Item #	Less Lift	Lift
1 5/8" x 5'	WF4710			2 7/8" x 5'	24500-060		
x 5 1/2'	WF4711			x 5 1/2'	24500-066		
x 6'	WF4712			x 6'	24500-072		
x 6 1/2'	WF4713			x 6 1/2'	24500-078		
x 7'	WF4714			x 7'	24500-084		
x 7 1/2'	WF4715			x 7 1/2'	24500-090		
x 8'	WF4716			x 8'	24500-096		
x 9'	WF4717			x 9'	24500-108		
x 10'	WF4718			x 10'	24500-120		
1 7/8" x 5'	WF4720			3 1/2" x 5'	24700-060		
x 5 1/2'	WF4721			x 5 1/2'	24700-066		
x 6'	WF4722			x 6'	24700-072		
x 6 1/2'	WF4723			x 6 1/2'	24700-078		
x 7'	WF4724			x 7'	24700-084		
x 7 1/2'	WF4725			x 7 1/2'	24700-090		
x 8'	WF4726			x 8'	24700-096		
x 8' 8"	WF4727			x 9'	24700-108		
x 9'	WF4728			x 10'	24700-120		
x 10'	WF4729						
2 3/8" x 5'	WF4730			4" x 6'	24760-072		
x 5 1/2'	WF4731			x 7'	24760-084		
x 6'	WF4732			x 8'	24760-096		
x 6 1/2'	WF4733			x 9'	24760-108		
x 7'	WF4734			x 10'	24760-120		
x 7 1/2'	WF4735			x 11'	24760-132		
x 8'	WF4736			x 12'	24760-144		
x 8' 8"	WF4737			x 13'	24760-156		
x 9'	WF4738			x 14'	24760-168		
x 10'	WF4739			x 15'	24760-180		