



GATE FRAME HINGES Without Bolts



Size	Item #	Sack Qty.	Sack Weight	Less Sack Price Each	Sack Price Each
1 3/8" x 1/2"	WF2101	100	40 lbs.	1.15	1.01
1 3/8" x 5/8"	WF2102	100	40 lbs.	1.15	1.01
3/8" x 2" bolt & nut required					
1 5/8" x 1/2"	WF2103	50	30 lbs.	1.92	1.65
1 5/8" x 5/8"	WF2104	50	30 lbs.	1.92	1.65
1 7/8" x 5/8"	WF2105	50	35 lbs.	2.00	1.75
3/8" x 2 1/4" bolt & nut required					

POST HINGES Without bolts (3/16" x 1 1/4" band)



1 3/8" x 1/2"	WF2110	50	32 lbs.	2.55	2.23
1 3/8" x 5/8"	WF2111	50	32 lbs.	2.55	2.23
3/8" x 2" bolt & nut required					
1 5/8" x 1/2"	WF2112	50	34 lbs.	3.11	2.72
1 5/8" x 5/8"	WF2112	50	34 lbs.	3.11	2.72
1 7/8" x 1/2"	WF2113	50	40 lbs.	3.26	2.84
1 7/8" x 5/8"	WF2114	50	40 lbs.	3.26	2.84
3/8" x 2 1/4" bolt & nut required					
2 3/8" x 1/2"	WF2115	50	45 lbs.	3.35	2.91
2 3/8" x 5/8"	WF2116	50	45 lbs.	3.35	2.91
3/8" x 3" bolt & nut required					
2 7/8" x 5/8"	WF2117	50	58 lbs.	4.37	3.81
3/8" x 3 1/2" bolt & nut required					

HINGE HANGER BOLTS



1/2" x 4 1/2"	WF2118	250	100 lbs.	1.89	1.64
1/2" x 6"	WF2119	250	125 lbs.	2.07	1.81
5/8" x 4 1/2"	WF2120	125	84 lbs.	2.55	2.23
5/8" x 6"	WF2121	100	87 lbs.	3.09	2.69
5/8" x 8"	WF2122	100	96 lbs.	4.31	3.75
5/8" x 10"	WF2123	100	113 lbs.	4.80	4.17
5/8" x 12"	WF2124	100	127 lbs.	5.40	4.69

GATE FRAME HINGES Bolts Included



Size	Item #	Sack Qty.	Sack Weight	Less Sack Price Each	Sack Price Each
1 3/8" x 1/2"	WF2125	100	40 lbs.	1.95	1.69
1 3/8" x 5/8"	WF2126	100	40 lbs.	1.95	1.69
3/8" x 2" bolt & nut required					
1 5/8" x 1/2"	WF2127	50	30 lbs.	2.65	2.30
1 5/8" x 5/8"	WF2128	50	30 lbs.	2.65	2.30
1 7/8" x 5/8"	WF2129	50	35 lbs.	2.74	2.38
3/8" x 2 1/4" bolt & nut required					

POST HINGES Bolts Included (3/16" x 1 1/4" band)



1 3/8" x 1/2"	WF2130	50	32 lbs.	3.23	2.83
1 3/8" x 5/8"	WF2131	50	32 lbs.	3.23	2.83
3/8" x 2" bolt & nut required					
1 5/8" x 1/2"	WF2132	50	34 lbs.	3.57	3.09
1 5/8" x 5/8"	WF2133	50	34 lbs.	3.57	3.09
1 7/8" x 1/2"	WF2134	50	40 lbs.	3.99	3.46
1 7/8" x 5/8"	WF2135	50	40 lbs.	3.99	3.46
3/8" x 2 1/4" bolt & nut required					
2 3/8" x 1/2"	WF2136	100	45 lbs.	4.06	3.53
2 3/8" x 5/8"	WF2137	100	45 lbs.	4.06	3.53
3/8" x 3" bolt & nut required					
2 7/8" x 5/8"	WF2138	100	48 lbs.	4.91	4.28
3/8" x 3 1/2" bolt & nut required					

HINGE HANGER BOLTS, LAG THREAD




1/2" x 4 1/2"	WF2140	250	60 lbs.	2.00	1.75
1/2" x 6"	WF2141	125	60 lbs.	2.11	1.83
5/8" x 4 1/2"	WF2142	125	59 lbs.	2.55	2.23
5/8" x 6"	WF2143	125	70 lbs.	2.93	2.55

3275 E. Florence · Huntington Park, CA 90255 · 1.800.897.8208 · Fax 323.582.2016

visit our website at: www.westernfence.com




AUTO CLOSING HINGE Gravity



Size	Item #	Sack Qty.	Sack Weight	Less Sack Price Each	Sack Price Each
1 7/8" x 1 3/8"	WF2201	25	75 lbs.	21.06	18.31
2 3/8" x 1 3/8"	WF2202	25	75 lbs.	30.20	26.26
2 3/8" x 1 5/8"	WF2203	25	80 lbs.	32.70	28.45
2 7/8" x 1 3/8"	WF2204	25	85 lbs.	37.70	32.86
2 7/8" x 1 5/8"	WF2205	25	90 lbs.	44.00	33.99
Flat Wall x 1 3/8"	WF2205	25	75 lbs.	30.35	26.39

AUTO GATE CLOSER SPRING




1 3/8" x 1 7/8"	WF2206	12	10 lbs.	21.57	18.75
1 3/8" x 2 3/8"	WF2207	12	12 lbs.	22.06	19.18

STRAP HINGE For wood gate to pipe post



6" x 1/2"	WF2208	250	103 lbs.	7.42	6.47
8" x 5/8"	WF2209	125	95 lbs.	11.41	9.93

BULLDOG HINGE Pressed Steel




2 3/8" x 1 5/8" or x 1 7/8"	WF2210	10	32 lbs.	15.29	13.29
2 7/8" x 1 5/8" or x 1 7/8"	WF2211	10	32 lbs.	15.58	13.54
4" x 1 5/8" or x 1 7/8"	WF2212	10	37 lbs.	16.91	14.70
6 5/8" x 1 5/8" or x 1 7/8"	WF2213	10	24 lbs.	35.27	30.67
Flat Back	WF2214	10	55 lbs.	28.01	24.35

INDUSTRIAL GATE HINGE Galvanized Iron & Steel



Size	Item #	Sack Qty.	Sack Weight	Less Sack Price Each	Sack Price Each
2 3/8" x 1 5/8" or x 1 7/8"	WF2215	10	53 lbs.	22.09	19.22
2 7/8" x 1 5/8" or x 1 7/8"	WF2216	10	58 lbs.	23.42	20.37
3 1/2" x 1 5/8" or x 1 7/8"	WF2217	10	60 lbs.	27.92	24.37
4" x 1 5/8" or x 1 7/8"	WF2218	10	68 lbs.	27.92	23.66
6 5/8" x 1 5/8" or x 1 7/8"	WF2219	4	68 lbs.	69.34	60.38
8 5/8" x 1 5/8" or x 1 7/8"	WF2220	4	76 lbs.	87.37	75.99
P. S. Nose Piece 1 5/8"	WF2221	20	5 lbs.	3.82	3.33
P. S. Nose Piece 1 7/8"	WF2222	20	5 lbs.	3.82	3.33

INDUSTRIAL GATE HINGE 1800 Attachment

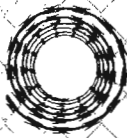


1 5/8" or 1 7/8" Adapter	WF2223	10	60 lbs.	50.23	43.68
1 5/8" Ball Plug	WF2224	50	25 lbs.	11.77	10.25
1 7/8" Ball Plug	WF2225	50	33 lbs.	14.52	12.63

INDUST. GATE HINGE 180° Galv. Pressed Steel (Fits 1 5/8" or 1 7/8" Frame)



2 3/8"	WF2226	10	36 lbs.	15.58	13.54
2 7/8"	WF2227	10	36 lbs.	15.82	13.76
3 1/2"	WF2228	10	40 lbs.	18.73	16.30
4"	WF2229	10	42 lbs.	18.84	16.38
4 1/2"	WF2230	10	45 lbs.	31.00	26.95
6 5/8"	WF2231	4	28 lbs.	29.29	25.47
8 5/8"	WF2232	4	40 lbs.	96.96	84.32



FORK LATCH Galvanized pressed steel Includes bolt



Size	Item #	Sack Qty.	Sack Weight	Less Sack Price Each	Sack Price Each
1 3/8" x 1 7/8"	WF2301	25	23 lbs.	6.80	5.92
1 3/8" x 2 3/8"	WF2302	25	24 lbs.	7.11	5.94
1 3/8" x 2 7/8"	WF2303	25	25 lbs.	7.22	6.29
1 5/8" x 1 7/8"	WF2304	25	25 lbs.	6.95	5.96
1 5/8" x 2 3/8"	WF2305	25	25 lbs.	6.79	6.06
1 5/8" x 2 7/8"	WF2306	25	25 lbs.	7.21	6.26
1 5/8" x 4"	WF2307	25	29 lbs.	8.92	7.76

FORK LATCH Galvanized Iron



1 3/8" x 1 3/8"	WF2308	25	36 lbs.	13.03	11.34
1 3/8" x 1 7/8"	WF2309	25	37 lbs.	13.03	11.34
1 3/8" x 2 3/8"	WF2310	25	37 lbs.	13.40	11.65
1 3/8" x 2 7/8"	WF2311	25	38 lbs.	13.72	11.94
1 3/8" x 3 1/2"	WF2312	25	39 lbs.	15.18	13.20
1 3/8" x 4"	WF2313	25	40 lbs.	15.61	12.29
1 5/8" x 1 7/8"	WF2314	25	40 lbs.	14.13	13.58
1 5/8" x 2 3/8"	WF2315	25	41 lbs.	14.66	12.29
1 5/8" x 2 7/8"	WF2316	25	42 lbs.	15.05	12.74
1 5/8" x 3 1/2"	WF2317	25	45 lbs.	18.19	13.09
1 5/8" x 4"	WF2318	25	49 lbs.	15.67	15.82
1 7/8" x 1 7/8"	WF2319	25	40 lbs.	14.39	13.64
1 7/8" x 2 3/8"	WF2320	25	40 lbs.	14.76	12.52
1 7/8" x 2 7/8"	WF2321	25	41 lbs.	14.66	12.84
1 7/8" x 3 1/2"	WF2322	25	45 lbs.	17.85	15.51
1 7/8" x 4"	WF2323	25	49 lbs.	20.79	18.09

FORK LATCH Special, Pressed Steel, Galv., Assembled with bol



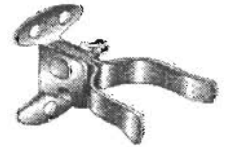
1 3/8" x 1 3/8"	WF2324	25	17 lbs.	4.30	3.74
1 7/8" x 1 3/8"	WF2325	25	21 lbs.	4.41	3.82
2 3/8" x 1 3/8"	WF2326	25	22 lbs.	4.47	3.88

FORK LATCH Sand Cast Aluminum



Size	Item #	Sack Qty.	Sack Weight	Less Sack Price Each	Sack Price Each
1 3/8" x 1 3/8"	WF2327	25	18 lbs.	11.90	10.36
1 7/8" x 1 3/8"	WF2328	25	18 lbs.	12.43	10.81
2 3/8" x 1 3/8"	WF2329	25	19 lbs.	13.66	11.89

FLATBACK FORKLATCH Pressed Steel




1 3/8" Fork	WF2330	25	15 lbs.	7.22	6.29
-------------	--------	----	---------	------	------

BUTTERFLY LATCH Clamps to gate frame



1 7/8" x 1 3/8"	WF2331	25	25 lbs.	12.85	11.17
2 3/8" x 1 3/8"	WF2332	25	25 lbs.	13.06	11.35
2 3/8" x 1 5/8"	WF2333	25	30 lbs.	25.40	22.04

BUTTERFLY LATCH Flat back for wood post



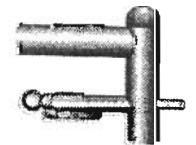
1 3/8"	WF2334	25	25 lbs.	8.60	7.46
--------	--------	----	---------	------	------

SPRING LATCH Pressed Steel (without bolts)



1 3/8" Frame	WF2335	25	20 lbs.	8.69	9.06
--------------	--------	----	---------	------	------

GATE LATCH — Uni-Latch Round Frame



UL-101 Weld-on	WF2336	10	2.2 lbs.	49.31	42.88
UL-104 Bolt-on	WF2337	10	2.2 lbs.	57.95	50.40

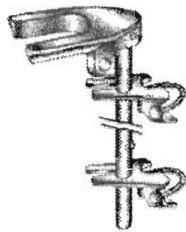


LATCH CATCH Pressed Steel (without bolt)



Size	Item #	Sack Qty.	Sack Weight	Less Sack Price Each	Sack Price Each
17/8" O.D.	WF2401	250	85 lbs.	3.26	2.84
23/8" O.D.	WF2402	250	90 lbs.	3.65	3.19
Universal	WF2403	250	43 lbs.	3.09	2.69

LATCH ASSEMBLY Residential Double Drive (1 3/8" frame)




1 3/8" x 36"	WF2404	10	31 lbs.	17.95	15.61
1 3/8" x 48"	WF2405	10	35 lbs.	18.86	16.39
Guide w/bolt	WF2406	20	7 lbs.	3.47	3.01

DROP RODS - Galvanized (guides not included)




1/2" x 36"	WF2407	25	55 lbs.	11.35	9.88
1/2" x 44"	WF2408	25	63 lbs.	11.69	10.15

LATCH ASSEMBLY Industrial Double Gate



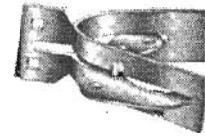
Fork w/3 Guides & Bolts: (Drop Rod Not Included)					41.60
1 5/8"	WF2409	5	15 lbs.	23.37	20.33
1 7/8"	WF2410	5	15 lbs.	23.82	20.71
Fork only	WF2411	5	4 lbs.	16.19	6.72
Guides only: 1 5/8"	WF2412	15	11 lbs.	4.72	4.11
Guides only: 1 7/8"	WF2413	15	11 lbs.	4.78	4.16

ROLO LATCH For Rolling Gates (without bands)




Size	Item #	Sack Qty.	Sack Weight	Less Sack Price Each	Sack Price Each
1 5/8" - 1 7/8"	WF2414	10	25 lbs.	21.25	18.49

Regular




Off-Set



LOCK-N-LATCH


Off-Set	WF2415	10	15 lbs.	29.58	25.72
Regular	WF2416	10	15 lbs.	30.46	26.50

FROST FREE GATE LATCH




1 5/8"	WF2417	10	28 lbs.	29.58	25.72
1 7/8"	WF2418	10	30 lbs.	29.83	25.94

GATE HOLDBACK Galvanized Iron



1 5/8" or 1 7/8"	WF2419	5	13 lbs.	13.72	11.94
------------------	--------	---	---------	-------	-------

GATE HOLDBACK Pressed Steel



1 5/8"	WF2420	20	20 lbs.	11.27	9.79
--------	--------	----	---------	-------	------


CENTER STOP Galvanized Iron



7 1/8" Dia.	WF2421	5	18 lbs.	18.88	16.42
-------------	--------	---	---------	-------	-------




CLAMP ON BRACKET Pressed Steel




Size	Item #	Sack Qty.	Sack Weight	Less Sack Price Each	Sack Price Each
1 5/8"	WF2501	25	11 lbs.	3.15	2.73
1 7/8"	WF2502	25	13 lbs.	3.57	3.09

SAFETY PIPE TRACK WHEEL Pressed Steel



5" Wheel	WF2503	10	29 lbs.	20.09	17.47
5" w/clamp on brkt	WF2504	4	18 lbs.	37.91	32.87
7" w/clamp on brkt	WF2505	4	25 lbs.	47.57	41.37

SAFETY PIPE TRACK WHEEL Galvanized Iron




5" w/clamp on brkt	WF2506	4	24 lbs.	63.90	55.56
--------------------	--------	---	---------	-------	-------

DURALAST Track Wheel Pressed Steel with delrin bushing



5"	WF2507	10	23 lbs.	35.48	30.81
----	--------	----	---------	-------	-------

EVERLAST Track Wheel Galvanized Iron with double bracket & delrin bushing



5"	WF2508	10	53 lbs.	71.63	63.57
----	--------	----	---------	-------	-------


• Everlast pipe track roller includes the double bracket and is sold as a unit

DOUBLE BRACKET only



Size	Item #	Sack Qty.	Sack Weight	Less Sack Price Each	Sack Price Each
Universal	WF2509	10	26 lbs.	17.46	15.18

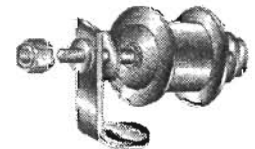
SAFETY TRACK BRACKETS



With U-bolts

1 7/8" or 1 5/8"	WF2510	20	51 lbs.	9.51	9.90
2 3/8" & 2 7/8"	WF2511	20	53 lbs.	11.90	10.36
4"	WF2512	20	55 lbs.	21.11	18.37
Flat Wall	WF2513	20	38 lbs.	11.87	10.33
Band Type	WF2514	20	23 lbs.	9.44	7.46

CHANNEL TRACK WHEEL Galvanized Iron



3 1/2"	WF2515	6	18 lbs.	67.58	58.77
--------	--------	---	---------	-------	-------

TRACK SPACERS Channel Track



All sizes	WF2516	25	6 lbs.	2.60	2.26
-----------	--------	----	--------	------	------

CHANNEL TRACK Galvanized




1" x 2" x 3/16"	WF2517	20	2.90 lbs.	N/A	112.55
-----------------	--------	----	-----------	-----	--------

Available In 20 foot lengths



HEAVY DUTY PLASTIC 1 5/8" Pipe Track Wheel



Size	Item #	Sack Qty.	Sack Weight	Less Sack Price Each	Sack Price Each
4" Plastic Wheel	WF2601	4	12 lbs.	104.95	86.19

• Wheel is maintenance free and will not split apart, rated for 350 lbs.

GROUND WHEELS Ball Bearing (P.S. Hub)



6" x 5/8"	WF2602	6	12 lbs.	16.58	14.42
8" x 5/8"	WF2603	6	18 lbs.	25.75	22.40

Includes Axle

EVERLAST RUBBER WHEEL

Tested to Exceed 5,000 lbs. — 2" Tire width

6" x 5/8" Axle	WF2604	5	18 lbs.	30.13	26.20
8" x 5/8" Axle	WF2605	5	20 lbs.	38.75	33.70


V-GROOVE NYLON WHEEL



4" Diameter	WF2606	4	5 lbs.	44.99	39.13
-------------	--------	---	--------	-------	-------

• Recommended on light weight gates for quiet operation
• 1/2" diameter axle with lubricated brass bushing.

V-GROOVE WHEELS Galvanized Iron



With Steel Roller Bearing Includes Axle

4" Dia 1 1/2" W	WF2607	4	20 lbs.	35.82	31.15
4" Dia 2 1/2" W	WF2608	4	20 lbs.	38.83	33.76
6" Dia 2 1/2" W	WF2609	4	28 lbs.	54.68	47.54

Above with 1/2" axle


8" Dia 3 1/4" W	WF2610	4	38 lbs.	105.69	91.90
-----------------	--------	---	---------	--------	-------

⊛ (1" axle not Included)

6" Dia 2 1/2" W	WF2611	4	27 lbs.	60.50	52.61
-----------------	--------	---	---------	-------	-------

With Delrin Bushing — Tested to Exceed 3,500 lbs.
Includes 5/8" axle

V-GROOVE WHEEL Solid Steel



Size	Item #	Sack Qty.	Less Sack Price Each	Sack Price Each
------	--------	-----------	----------------------	-----------------

6" Solid Steel Wheel WF2612 4 169.44 147.35
4,000 lb. capacity each wheel

6" Solid Steel PowerWheel WF2613 4 205.83 178.98
5,000 lb. capacity each wheel

4" Solid Steel PowerWheel WF2614 4 101.18 78.88
3,000 lb. capacity each wheel

Solid Steel Wheels are designed to be maintenance free on continuous applications.

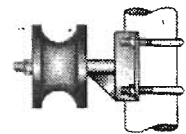
- 4" wheel include two - 2" sealed bearings with 1" axle and one 1/2" x 3.25" bolt with nut.
- 6" wheel include two - 2.5" sealed bearings with 1.18" axle and one 5/8" x 3.25" bolt with nut.

CANTILEVER GATE ROLLERS

Nylon Wheel Post x Roller	WF2615	8	402.91	350.35
---------------------------	--------	---	--------	--------

4" x 2 3/8"

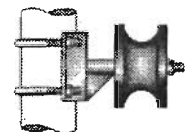
- A premium heavy duty wheel with nylon materials.
- Load rating of 2,200 lbs.
- The smooth surface helps preserve galvanized pipe coatings.



Plastic Wheel Post x Roller	WF2616	8	215.32	298.03
-----------------------------	--------	---	--------	--------


4" x 2 3/8"

- UHMW plastic to fit 2 3/8" tubing.
- Load rating of 1,000 lbs.
- It can be adapted to fit 3" posts with the optional adapter plate.






GALVANIZED IRON CANTILEVER Gate Rollers



Size	Item #	Sack Qty.	Sack Weight	Less Sack Price Each	Sack Price Each
Post x Roller					
2 7/8" x 17/8"	WF2701	4	13.30lbs.	108.75	94.57
2 7/8" x 2 3/8"	WF2702	4	13.50 lbs.	112.28	97.62
4" x 1 7/8"	WF2703	4	14.50 lbs.	112.91	98.20
4" x 2 3/8"	WF2704	4	14.70 lbs.	116.80	101.57

• Wheel covers required for all cantilever wheels.
— Sold separately —

UNIVERSAL CANTILEVER Wheel Cover



Plastic cover WF2705 8 16 lbs. 139.45 121.27

• Required for installation on all cantilever wheels.

SINGLE WHEEL CARRIER Weld on Type - 2 piece



1 5/8" w/6" wheel	WF2706	5	25 lbs.	33.89	29.47
1 7/8" w/6" wheel	WF2707	5	25 lbs.	33.99	29.55
1 5/8" w/8" wheel	WF2708	5	34 lbs.	48.31	38.36
1 7/8" w/8" wheel	WF2709	5	34 lbs.	44.27	38.50


Includes Axle

CARRIERS ONLY No Wheels - 2 piece




1 5/8" for 6" wheel	WF2710	5	15 lbs.	15.60	13.57
1 5/8" for 8" wheel	WF2711	5	15 lbs.	15.60	13.57
1 7/8" for 6" wheel	WF2712	5	15 lbs.	16.32	14.20
1 7/8" for 8" wheel	WF2713	5	15 lbs.	16.32	14.20

SWIVEL WHEELS For swing gates



Size	Item #	Sack Qty.	Sack Weight	Sack Price Each	Sack Price Each
13/8"	WF2714	4	4.6 lbs.	50.88	44.24
15/8"	WF2715	4	4.7 lbs.	50.88	44.24
1 7/8"	WF2716	4	4.8 lbs.	50.88	44.24
Flatback	WF2717	4	5.0 lbs.	71.75	62.27

DOUBLE WHEEL CARRIER Light, Clamp on



1 5/8" or 1 7/8" w/6" wheels	WF2718	4	26 lbs.	51.91	45.14
------------------------------	--------	---	---------	-------	-------

DOUBLE WHEEL CARRIER Reg. Clamp on for 1 5/8 or 1 7/8



6" wheels	WF2719	5	30 lbs.	59.14	51.43
8" wheels	WF2720	5	44 lbs.	69.75	60.66

DOUBLE WHEEL CARRIER Hvy. duty clamp on for 1 5/8 or 1 7/8



6" wheels	WF2721	NA	11 lbs.	NA	143.64
8" wheels	WF2722	NA	12 lbs.	NA	168.16

ROUGH TERRAIN Clampsonl 5/8 or 1 7/8



w/8" wheels (Pneumatic)	WF2723	NA	15 lbs.	NA	172.13
-------------------------	--------	----	---------	----	--------



GATE SCROLL Three Piece Steel



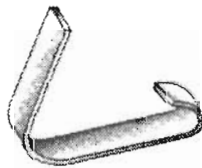
Size	Item #	Sack Qty.	Sack Weight	Less Sack Price Each	Sack Price Each
18"	WF2801	10	10 lbs.	4.52	3.94
24"	WF2802	0	12 lbs.	5.30	4.62
36"	WF2803	10	15 lbs.	6.77	5.90
48"	WF2804	10	19 lbs.	15.93	13.85

GATE SCROLL Aluminum




18"	WF2805	25	3 lbs.	3.67	3.20
24"	WF2806	25	5 lbs.	4.06	3.54
36"	WF2807	25	9 lbs.	5.62	4.89
48"	WF2808	25	12 lbs.	6.14	5.34

GATE CLIPS



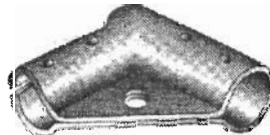
1 3/8" x 5/8"	WF2809	500	54 lbs.	.41	.35
1 5/8" x 3/4"	WF2810	250	40 lbs.	.50	.43

CORNER GATE ELLS Die Cast Aluminum



1 3/8" hexagon	WF2811	100	41 lbs.	3.32	2.87
----------------	--------	-----	---------	------	------

CORNER GATE ELLS Pressed Steel



1 5/8"	WF2812	50	50 lbs.	12.03	10.47
1 7/8"	WF2813	25	50 lbs.	12.68	11.03

LINE RAIL CLAMP Pressed Steel without Bolts




Size	Item #	Sack Qty.	Sack Weight	Sack Price Each	Less Sack Price Each
1 7/8" x 1 3/8" 5/16" x 2" bolt & nut required —	WF2814	100	72 lbs.	3.04	2.65
ORDER SEPARATELY					
1 7/8" x 1 5/8"	WF2815	100	75 lbs.	3.04	2.65
2 3/8" x 1 5/8"	WF2816	100	75 lbs.	3.15	2.73
2 7/8" x 1 5/8" 5/16" x 2 1/2" bolt & nut required —	WF2817	50	41 lbs.	3.93	3.42
ORDER SEPARATELY					

SADDLE CLAMP Pressed Steel without Bolts




1 3/8" x 1 3/8" 5/16" x 1 1/4" carriage bolt & nut required —	WF2818	100	46 lbs.	2.38	2.07
ORDER SEPARATELY					
1 5/8" x 1 5/8"	WF2819	100	61 lbs.	3.04	2.65
1 7/8" x 1 7/8" 3/8" x 1 1/4" carriage bolt & nut required —	WF2820	100	76 lbs.	3.11	2.72
ORDER SEPARATELY					

PANEL CLAMP Pressed Steel without bolts



1 3/8" to 1 3/8" 3/8" x 2 1/4" bolt & nut required —	WF2821	100	40 lbs.	1.69	1.47
ORDER SEPARATELY					
1 5/8" to 1 5/8" 3/8" x 2 1/2" bolt & nut required —	WF2822	100	50 lbs.	1.99	1.74
ORDER SEPARATELY					
1 7/8" to 1 7/8" 3/8" x 3" bolt & nut required —	WF2823	100	60 lbs.	2.80	2.44
ORDER SEPARATELY					

GATE BRACE CLAMP Pressed Steel Without bolts



1 3/8" x 1 3/8"	WF2824	100	25 lbs.	1.26	1.09
1 5/8" x 1 5/8"	WF2825	100	30 lbs.	2.32	2.02
1 7/8" x 1 7/8" 5/16" x 2 1/2" bolt & nut required —	WF2826	100	35 lbs.	3.93	3.42
ORDER SEPARATELY					

3275 E. Florence · Huntington Park, CA 90255 · 1.800.897.8208 · Fax 323.582.2016

visit our website at: www.westernfence.com