



CHAIN LINK FABRIC
Galvanized After Weaving
PRICES PER 100 LINEAR FEET

Height	Item #	Standard Solvage	Weight In pounds Per 100 ft.	Broken Roll	2,000 lbs. to 9,999 lbs.	10,000 lbs. and Over
12 1/2 Gauge, 2 1/4" mesh						
72"	WF6104	B&K	170	2.75		1.73
11 1/2 Gauge, 2 1/4" mesh						
36"	WF6105	K&K	125	2.01	1.84	1.81
42"	WF6106	K&K	145	2.39	2.29	2.18
48"	WF6107	K&K	155	2.64	2.51	2.39
60"	WF6108	K&K	200	3.30	3.15	3.00
72"	WF6109	B&K	235	3.98	3.79	3.60
11 Gauge, 2" mesh						
36"	WF6100	K&K	142	2.21	2.10	2.01
42"	WF6111	K&K	163	2.59	2.46	2.34
48"	WF6112	K&K	184	2.91	2.78	2.64
60"	WF6113	K&K	235	3.69	3.51	3.34
72"	WF6114	B&K	285	4.38	4.16	3.98
72"	WF6115	K&K	285	4.38	4.16	3.98
84"	WF6116	B&K	330	5.16	4.91	4.68
96"	WF6117	B&K	380	6.06	5.78	5.50
120"	WF6118	B&K	475	7.26	6.91	6.59
144"	WF6119	B&K	565	8.71	8.30	7.91
9 Gauge, 2" mesh Galvanized After Weaving						
36"	WF6204	K&K	218	3.14	2.99	2.85
42"	WF6205	K&K	255	3.65	3.46	3.30
48"	WF6206	K&K	291	4.20	3.99	3.80
60"	WF6207	K&K	364	5.23	4.98	4.75
72"	WF6208	B&K	437	6.13	5.83	5.55
84"	WF6209	B&K	510	7.30	6.96	6.63
96"	WF6210	B&K	582	8.36	7.96	7.58
120"	WF6211	B&K	728	10.43	9.93	9.46
144"	WF6212	B&K	874	12.49	11.90	11.33

• SELVAGES AVAILABLE: K&K (10) B&K (20) B&B (30)

All specifications for size of wire, mesh size, or zinc coating must be requested and quoted before acceptance of an order. For vinyl coated fabric, see Color Systems section.

www.pilgrimfence.com



CHAIN LINK FABRIC

- ONLY THE HEIGHTS, GAUGES, AND SELVAGES LISTED ARE STANDARD.
- NON-STANDARD ITEMS AVAILABLE UPON REQUEST.
- SPECIAL GALVANIZING INQUIRE FOR PRICE • CUT CHARGE FOR BROKEN ROLL.

PRICES PER 100 LINEAR FEET

Height	Item #	Standard Selvage	Weight In pounds Per 100 ft.	Less than 2,000 lbs.	2,000 lbs. to 9,999 lbs.	10,000 lbs. and Over
--------	--------	---------------------	------------------------------------	----------------------------	--------------------------------	----------------------------

**11 Gauge, 1 1/4" mesh
Galvanized After Weaving**

60"	WF6201	K&K	438
72"	WF6202	K&K	525

11 Gauge, 2" mesh

72"	WF6203	K&K	600
-----	--------	-----	-----

TENNIS COURT, 1 3/4" Mesh

120"	WF6120	K&K	584
144"	WF6121	K&K	684

- SELVAGES AVAILABLE: K&K (10) B&K (20) B&B (30)

All specifications for size of wire, mesh size, or zinc coating must be requested and quoted before acceptance of an order.
For vinyl coated fabric, see Color Systems section.

Galvanized- before - weaving - fabric is available in all sizes.
Other mesh sizes available, including 3/8" mini-mesh.
Call for pricing.

www.pilgrimfence.com

3275 E. Florence · Huntington Park, CA 90255 · 1.800.897.8208 · Fax 323.582.2016



PLASTICLINK

9 Gauge Galvanized Before Weaving Wire with Plastic Slats
Mesh: Approximately 3-1/2" x 5-1/2" — Pickets: Plastic Slats

Height	Item #	Standard Selvage	Weight In pounds Per 100 ft.	Less than 2,000 lbs.	2,000 lbs. to 9,999 lbs.	10,000 lbs. and Over
72"	WF6301		600		12.52	10.43
96"	WF6302		800		16.70	13.92

PRIVACY PLASTICLINK

9 Gauge — 1.2 oz. Galvanized Before Weaving Wire with Plastic Privacy Slats
Mesh: Approximately 3-1/2" x 5-1/2" — Pickets: Plastic Slats

72"	WF6303	600	12.52	10.43
96"	WF6304	800	16.70	13.92

Standard Colors of Plastic Slats: Brown (10), Green (30), Redwood (40), Grey (90), Beige (50)
Other colors and heights are available upon request; Call for pricing and availability

WOODLINK

9 Gauge — Galvanized Before Weaving Wire with Wood Slats
Mesh: Approximately 3-1/2" x 5-1/2" — Pickets: Wood Slats

72"	WF6305	735
96"	WF6306	980

ALSO AVAILABLE:

WOODLINK and PLASTICLINK: available with 9 Gauge, or 10 Gauge core
Vinyl Coated, Bonded Wire.

• STANDARD ROLL: 25 FEET. • SOLD IN FULL ROLLS ONLY.


www.pilgrimfence.com

3275 E. Florence · Huntington Park, CA 90255 · 1,800.897.8208 · Fax 323.582.2016




DEER & RABBIT FENCE, 14 1/2 GA., 165 FT. ROLL

Height	Item #	Weight	Price
4'	2048-6-14 1/2	WF6401	85 lbs.
5'	2360-6-14 1/2	WF6402	99 lbs.
6'	2672-6-14 1/2	WF6403	114 lbs.



WELDED WIRE: 14 GA, 2 x 4, 100 FT. ROLL (50' ROLLS AVAILABLE)

3'	WF6404	48 lbs.
4'	WF6405	64 lbs.
5'	WF6406	80 lbs.
6'	WF6407	96 lbs.



WELDED WIRE: 12 112 GA, 2 X 4, 100 FT. ROLL

3'	WF6408	72 lbs.
4'	WF6409	96 lbs.
5'	WF6410	119 lbs.
6'	WF6411	141 lbs.

POULTRY NETTING: 1" MESH 20 GA, 150 FT.ROLL

36"	WF6412	46 lbs.
48"	WF6413	62 lbs.
60"	WF6414	77 lbs.
72"	WF6415	92 lbs.



2' mesh also available call for quotation

WIRE CORRAL PANELS: 68" x 288'

68"	WF6416	112 lbs.
-----	--------	----------

www.pilgrimfence.com


3275 E. Florence · Huntington Park, CA 90255 · 1.800.897.8208 · Fax 323.582.2016



NON-CLIMB WOVEN HORSE FENCE, 12 1/2 GA, 100 FT. ROLL

Height	Item #	Weight	Price
4'	1348-2-12 1/2	WF6501	122 lbs.
5'	1660.2-12 1/2	WF6502	151 lbs.
6'	1972-2-12 1/2	WF6503	179 lbs.


Commercial Zinc Coating



"V" MESH SPECIFICATION I-2 165 FT. ROLL

50"	WF6504	253 lbs.
58"	WF6505	294 lbs.
72"	WF6506	356 lbs.

Commercial Zinc Coating



WOVEN FIELD FENCE, HINGE JOINT 12 1/2 GA, 330 FT. ROLL

Description	Item#	WL/lbs.	Number of Line Wires	Stay Wire Spacing	Stay Wire Gauge	Top & Bottom Wire Gauge	Price
832-6-12 1/2	WF6507	148 lbs.	8	6	12 1/2	10	

Meets ASTM A116, Class 1 Zinc Coating

The following are available in Non-Spec Commercial Zinc Coating

13 GA. Wire

832 Woven Wire	WF6508	148 lbs.	8	6	
939 Woven Wire	WF6509	168 lbs.	9	6	
1047 Woven Wire	WF6510	190 lbs.	10	6	


Price



DEER / WILDLIFE WOVEN FENCE, 165 FT. ROLL, 8' HEIGHT

Height	Item #	Weight	Price
8'	WF6511	288 lbs.	

Extra high 8' galvanized steel 4" x 4" diamond shaped mesh
14 Gauge double horizontal cables
14 Gauge vertical wires
Commercial zinc coating



4" x 4" diamond shaped mesh

www.pilgrimfence.com

3275 E. Florence · Huntington Park, CA 90255 · 1.800.897.8208 · Fax 323.582.2016



GALVANIZED HARDWARE CLOTH

2x2 Mesh

2 x 2 Mesh




1/2" x 1/2" Openings

Height	Item #	Opening	Size	Weight	Price
24" x 100'	WF6601	1/2"	19 ga.	43 lbs.	
30" x 100'	WF6602	1/2"	19 ga.	54 lbs.	
36" x 100'	WF6603	1/2"	19ga.	65 lbs.	
48" x 100'	WF6604	1/2"	19 ga.	97 lbs.	

4x4 Mesh

4 x 4 Mesh



1/4" x 1/4" Openings

24" x 100'	WF6605	1/4"	23 ga.	38 lbs.
36" x 100'	WF6606	1/4"	23 ga.	69 lbs.
48" x 100'	WF6607	1/4"	23 ga.	75 lbs.

www.pilgrimfence.com

3275 E. Florence · Huntington Park, CA 90255 · 1.800.897.8208 · Fax 323.582.2016